



COUNTRY BRIEF

| | |
|---------------------|-----------------------------|
| Population | Ease of doing business rank |
| 20 289 000 | 105th |
| Length of coastline | EEZ/EFZ |
| N/A | N/A |
| Average GDP growth | GDP per capita |
| 16.83% | USD 598 |

GDP from fisheries

1.32%

Fish available for consumption

12.3 kg/capita

Imports of fish and fish
products - 2019

USD 4 942 610

Agricultural GDP from fisheries

5.72%

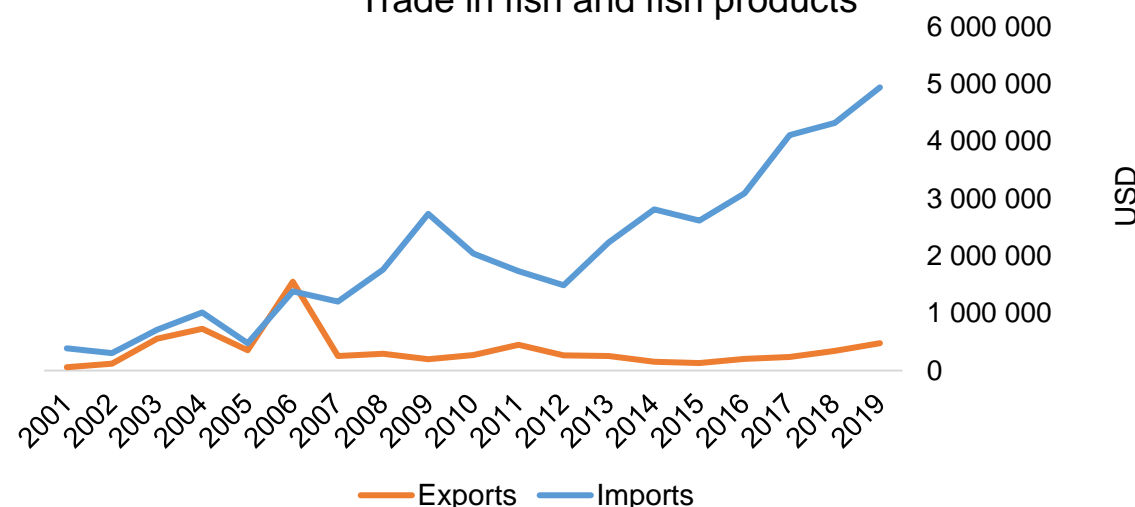
Fisheries and aquaculture
production

| | |
|-------------|----------------|
| Total | 163 185 tonnes |
| Fisheries | 95% |
| Aquaculture | 5% |

Exports of fish and fish
products - 2019

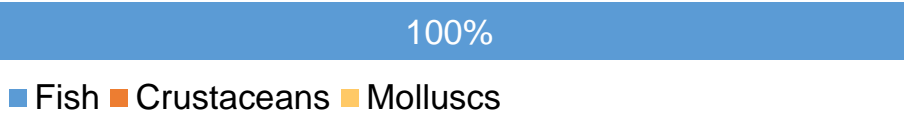
USD 478 630

Trade in fish and fish products



Production and Trade Breakdown

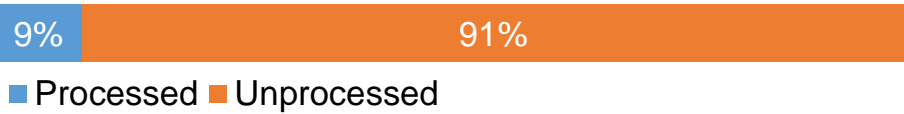
Production by volume



Imports by value



Exports by value



Production - Top 10 Species (Volume)

| | | Tonnes |
|------------------|------------------------------|--------|
| 1 st | Lake Malawi sardine | 98 463 |
| 2 nd | Cichlids nei | 21 057 |
| 3 rd | Lake Malawi utaka | 13 482 |
| 4 th | Freshwater fishes nei | 7 605 |
| 5 th | Tilapias nei | 6 883 |
| 6 th | Tilapia shiranus | 5 793 |
| 7 th | Torpedo-shaped catfishes nei | 5 433 |
| 8 th | Cyprinids nei | 1 605 |
| 9 th | Mozambique tilapia | 1 324 |
| 10 th | Redbreast tilapia | 1 019 |

Imports - Top 10 Products (Value)

| 1 st | Fish | dried, whether or not salted; not smoked HS 0305.59 | USD 1 361 570 |
|------------------|---|---|------------------|
| 2 nd | Tilapias | fresh or chilled; excluding fillets, livers and roes HS 0302.71 | 954 710 |
| 3 rd | Tilapias | frozen; excluding fillets, livers and roes HS 0303.23 | 719 070 |
| 4 th | Jack, horse mackerel | frozen; excluding fillets, livers and roes HS 0303.55 | 655 470 |
| 5 th | Shrimps, prawns | frozen HS 0306.17 | 141 890 |
| 6 th | Tilapias | fresh or chilled fillets HS 0304.31 | 132 220 |
| 7 th | Sardines, sardinella, brisling or sprats | prepared or preserved; whole or in pieces HS 1604.13 | 121 710 |
| 8 th | Flours, meals, pellets. Unfit for human consumption | from fish or aquatic invertebrates HS 2301.20 | 112 190 |
| 9 th | Sardines, sardinella, brisling or sprats | frozen; excluding fillets, livers and roes HS 0303.53 | 100 540 |
| 10 th | Tunas, skipjack, bonito | prepared or preserved; whole or in pieces HS 1604.14 | 85 060 |

Exports - Top 10 Products (Value)

| 1 st | Fish | live HS 0301.99 | USD 262 540 |
|------------------|---|---|----------------|
| 2 nd | Non-freshwater ornamental fish | live HS 0301.19 | 110 000 |
| 3 rd | Trout | live HS 0301.91 | 40 170 |
| 4 th | Fish | dried, whether or not salted; not smoked HS 0305.59 | 23 970 |
| 5 th | Freshwater ornamental fish | live HS 0301.11 | 20 630 |
| 6 th | Fish, other than species in 0305.4 | smoked, including fillets HS 0305.49 | 10 980 |
| 7 th | Fish, other than species in 0305 | salted or in brine, not dried or smoked HS 0305.69 | 5 030 |
| 8 th | Tilapias, catfish, carp, eels, Nile perch, snakeheads | dried, salted or in brine; not smoked HS 0305.31 | 1 970 |
| 9 th | Fish, other than species in 0305.3 | dried, salted or in brine; not smoked HS 0305.39 | 1 800 |
| 10 th | Flours, meals, pellets | from fish, fit for human consumption HS 0305.10 | 740 |

A GLOBEFISH Product

Information, Disclaimer

Sources

Established in 1984, GLOBEFISH is a multi-donor funded project in the Fisheries Division of the Food and Agriculture Organization of the United Nations (FAO), responsible for providing up-to-date market and trade information on fish and fish products.

[Visit our website](#)

[Subscribe to our newsletter](#) or [email us](#)

Recent Publications



[Globefish Highlights](#)

Our flagship publication, focused on prices and analysis of market trends covering a variety of major commodities. Released quarterly.



[Chinese Fish Price Report](#)

Comprehensive coverage of Chinese price trends, market information for commercially significant species, along with industry news and policy updates. Released quarterly.



[European Price Report](#)

Market and price analysis for fish and fish products in the European market. Released monthly.



This is the second edition of the GLOBEFISH Market Profiles produced for this country, and was made at the beginning of 2022.

These profiles are based on nationally reported data or information published by international agencies. As the profile is intended to reflect the most up to date information available, reporting years may vary between sections and commodities.

The designations employed and the presentation of material in this information product do not imply the expression of any opinion whatsoever on the part of FAO concerning the legal or constitutional status of any country, territory or sea area, or the delimitation of frontiers or boundaries.

The data herein presented is compiled by FAO staff at the time of its production, "as is" and "as available", and every effort is made to ensure, but not guarantee, their timeliness, accuracy and completeness. FAO assumes no responsibility for errors and omissions in the data provided. Users are, however, kindly asked to report any errors or deficiencies in this product to FAO GLOBEFISH (globefish@fao.org).

Please note

Re-exports and re-imports are not included. The term N/A has been used to indicate that information was not found in the indicated sources. The classification of fish and fish products as either processed or unprocessed is very broad, and is intended for indicative purposes only.

[HS codes for fish and fish products](#)

International trade codes for fish and fish products in a user friendly format.



Sources and time periods:

-Fishing and aquaculture production (2019):
FAO's [Global Fishery and Aquaculture Production Statistics](#)

-Fish available for consumption (2017):
FAO's [Fishery and Aquaculture Statistics 2019](#)

-Population (2019), GDP Growth (2015-2019), GDP per Capita (2019):
IMF's [World Economic Outlook Databases](#)

-Imports, Exports and Share of Trade (2000-2019):
FAO's [Global Fishery and Aquaculture Commodities Statistics](#)

-GDP, GDP from fisheries, GDP from agriculture (2019):
World Bank's [World Development Indicators](#),
OECD's [National Accounts Statistics](#) or
UNSD's [National Accounts](#)

-Ease of doing business (2019):
World Bank's [Ease of Doing Business](#) ranking

-Length of Coastline, Exclusive Economic Zone, Exclusive Fishing Zone (2003):
UNEP's [Global Environment Outlook](#)

[GLOBEFISH](#)

Explore more market information on the GLOBEFISH website



[GLOBEFISH on ISSUU](#)

Read GLOBEFISH publications on ISSUU

